

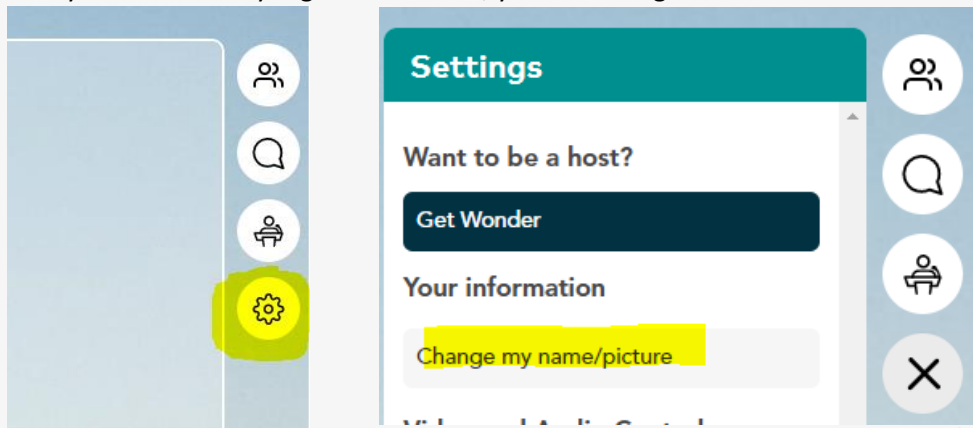
Practical Information: Wonder platform

1. Enter the Wonder platform

- Use the following link: [Wonder](#)
- Use the following password: ID2021 (you will be able to enter the platform 10 minutes before the start of the session)
- **Use Google Chrome!**
- **Close all other apps/programmes with audio and video before entering Wonder! For instance programmes such as Skype, Teams or Zoom must be closed as they will interfere with your video/audio.**
- **Clear cache if you experience difficulties**
- Use your laptop or desktop, do not use a smartphone
- If possible, use headphones for better sound

2. How to enter the Wonder platform

- Please turn on your video so that people know who they are talking to 😊
- Make sure to select the correct video-and audio source
- Please mention the following info when logging in:
Your name + your institution + (country)
E.g. Hannelore Vervoort – Thomas More (Belgium)
→ If you have already registered before, you can change this information here:




- Take a picture! This photo will be your avatar on the platform and that's how we'll see you walking around.
- Fill in the Icebreaker question 'What is your function'.
E.g. Office Manager @ International Office
- Enter the password (ID2021)

3. You have entered Wonder – what now?

- First thing to do is: zoom-out! You can do this by either clicking on the +/- button on the top left corner or by using the scroll wheel of your mouse.
- Take a walk! You can move your avatar by clicking your mouse. Your avatar will follow your mouse, but don't go too fast.



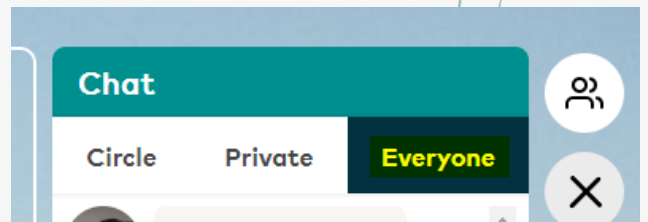

- You can talk and see people by moving your avatar to someone else's avatar. You will then form a 'bubble'.
- You can leave this 'bubble' by moving your avatar outside of the circle.



4. For the guest lecture



- When entering the platform you will only be able to see the guest speaker and host
- You will be able to ask questions at the end of the session via the chat at the right corner. You can opt to send your question to 'everyone':



5. For the network session

- We will kick off our network event with a short pitch per topic. We have 5 enthusiastic Thomas More colleagues and international partners who will shortly share with you their expertise.
- Afterwards you can join your group session as per your itinerary. E.g. for the first round you are in GROUP 3A: COIL - AM session ROUND 1. In that case please go to the corresponding area:



- In this area a moderator will be waiting for you. The moderator will have the word 'moderator' behind their name. E.g. Hannelore Vervoort – Thomas More (moderator)
- Please form a conversation 'bubble' with the moderator.

6. Technical difficulties?

- Please go to the helpdesk:

